Genomeditech (Shanghai) Co., Ltd.
Order: +86 021-50432825/50432826
Email: service@genomeditech.com

Product Sheet

Human CTLA4 Protein; hFc Tag

GM-87554RP-100 / 100 μg
GM-87554RP-1000 / 1 mg

Product Information

Product Name	Human CTLA4 Protein; hFc Tag
Source	Human CTLA4 Protein; hFc Tag (GM-87554RP) is expressed from human 293 cells (HEK-293). It contains AA Ala 37 - Phe 162 (Accession # P16410-1). This protein carries a hFc tag at the C-terminus.
Predicted MW	39.5 kDa
Purity	> 90% as determined by SDS-PAGE
Endotoxin	< 1 EU/μg, determined by LAL gel clotting assay
Formulation	Liquid; Supplied as a 0.2 μm filtered solution of PBS, pH 7.2–7.4.
Storage	Store at ≤ -70℃, stable for 6 months after receipt. Recommend to aliquot the protein into smaller quantities for optimal storage. Please minimize freeze-thaw cycles.
Shipping	Shipped on dry ice.
Synonyms	CTLA4, CD152
Background	CTLA-4 (cytotoxic T-lymphocyte-associated protein 4, CD152) is a type I transmembrane glycoprotein of the immunoglobulin superfamily and a key member of the CD28/B7 receptor family. Expressed constitutively by regulatory T cells and induced upon conventional T-cell activation, it resides mainly in intracellular vesicles and is trafficked to the immunological synapse. CTLA-4 engages CD80 and CD86 with higher affinity and avidity than the costimulatory receptor CD28, outcompeting it and removing these ligands from antigen-presenting cells by trans-endocytosis. This attenuates T-cell receptor and CD28 signaling, raising the threshold for T-cell activation and enforcing peripheral tolerance. Loss-of-function variants cause severe immune dysregulation, whereas antibody-mediated checkpoint blockade reinvigorates antitumor T-cell responses.

Version 4.0.26.1019

For research use only!

Data

Affinity

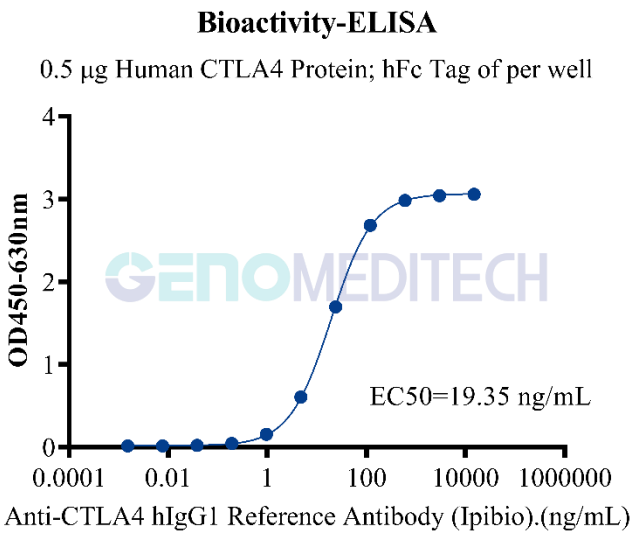

Human CTLA4 Protein; hFc Tag (Catalog # GM-87554RP) was immobilized at 5 μg/ml (100 μl/well). Increasing concentrations of Anti-CTLA4 hIgG1 Reference Antibody (Ipibio) (Catalog # GM-87801MAB) were added.

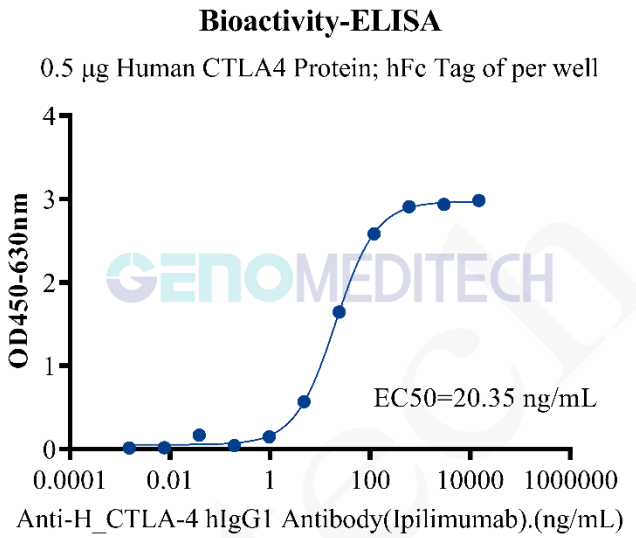

Human CTLA4 Protein; hFc Tag (Catalog # GM-87554RP) was immobilized at 5 μg/ml (100 μl/well). Increasing concentrations of Anti-H_CTLA-4 hIgG1 Antibody(Ipilimumab) (Catalog # GM-27203AB) were added.

Purity



On SDS-PAGE under reducing (R) condition. The gel was stained overnight with Coomassie Blue. The purity of the protein is greater than 90%.

Related Products

CTLA4:CD80:CD86	
H_CD80 aAPC CHO-K1 Cell Line	H_CD80 PDL1 aAPC CHO-K1 Cell Line
H_CTLA4 PD-1 Reporter Cell Line	H_CTLA4 Reporter Jurkat Cell Line

H_CTLA4 Reporter(IL-2 promoter) Jurkat Cell Line	Canine_CTLA4 CHO-K1 Cell Line
Cynomolgus_CTLA4 HEK-293 Cell Line	H_CTLA4 (Full-Length) CHO-K1 Cell Line
H_CTLA4 CHO-K1 Cell Line	H_CTLA4 HEK-293 Cell Line
H_CTLA4 Jurkat Cell Line	H_CTLA4 PD-1 CHO-K1 Cell Line (High Ratio)
H_CTLA4 PD-1 CHO-K1 Cell Line (Low Ratio)	
Anti-CTLA4 hIgG1 Reference Antibody (Ipibio)	Anti-CTLA-4/PD-1 hIgG1 Bispecific Antibody(Cadonilimab)
Anti-CTLA4×PD-1 hIgG1 Reference Antibody (Cadbio)	Anti-H_CD80 hIgG1 Antibody(Galiximab)
Anti-H_CTLA-4 hIgG1 Antibody(Ipilimumab)	Anti-mouse CTLA4 mIgG2b Antibody(9D9)
Anti-mouse CTLA4 Syrian Hamster IgG2 Antibody(9H10)	
Biotinylated Cynomolgus CTLA4 Protein; His-Avi Tag	Biotinylated Mouse CTLA4 Protein; His-Avi Tag
Cynomolgus CTLA4 Protein; His Tag	Human CD80 Protein; His Tag
Human CD86 Protein; hFc Tag	Human CTLA4 Protein; His Tag
Mouse CTLA4 Protein; His Tag	

Genomeditech